

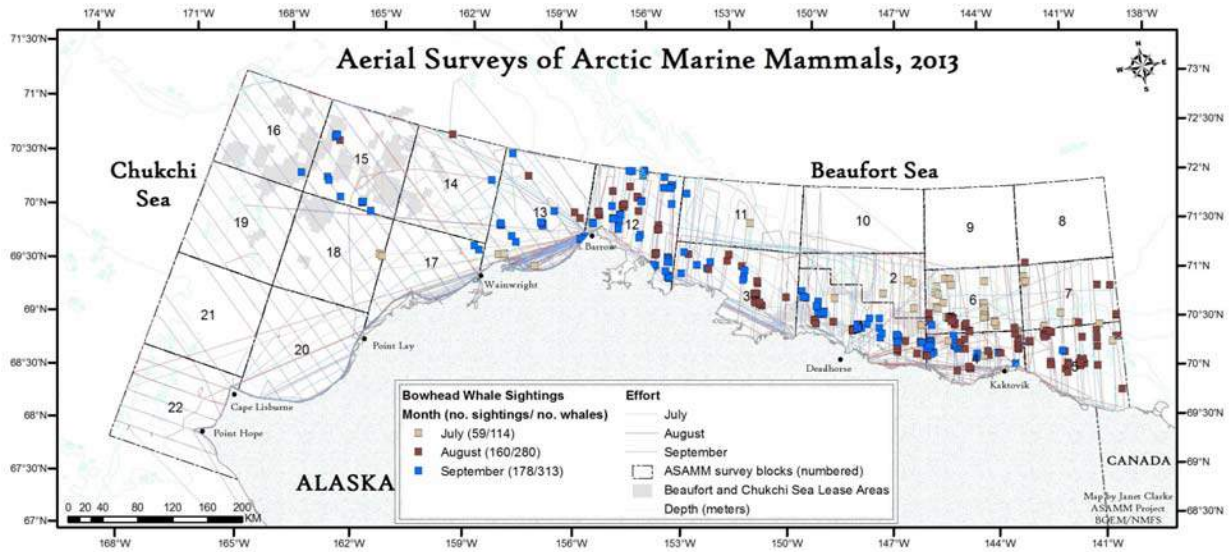
ASAMM-Chukchi – Flight 0 – 30 October 2013

No flight due to widespread low ceilings.

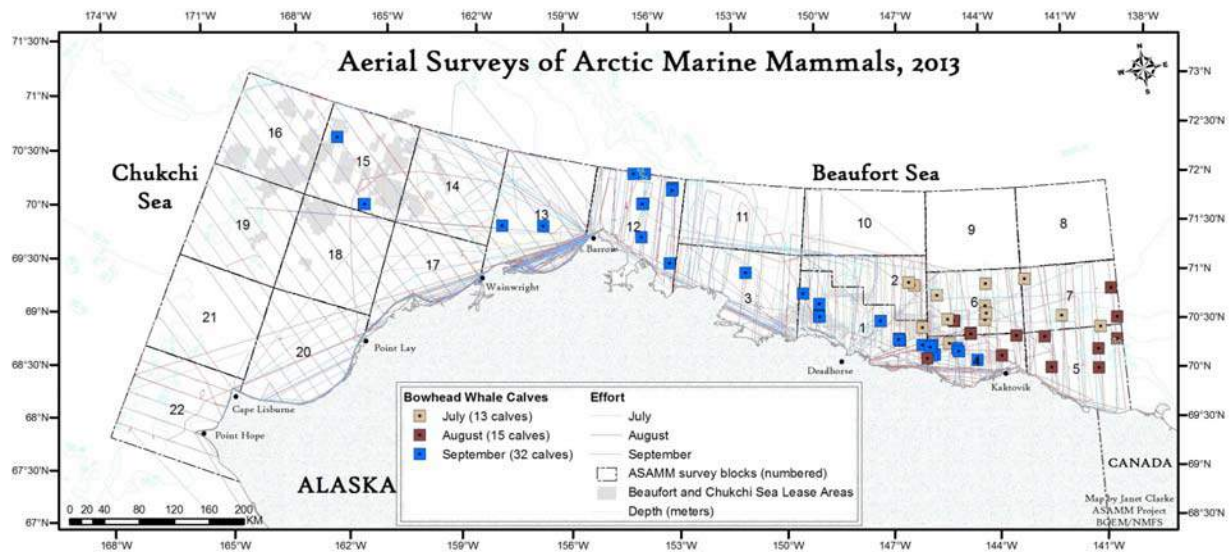
Today was the last day of the Aerial Surveys of Arctic Marine Mammals 2013 field season. The survey team will pack up and fly home tomorrow, 31 October 2013. Another field season is planned for approximately the same time period, July through the end of October, in 2014.

ASAMM would like to acknowledge the support and cooperation of the following people and entities who contributed to the safety and success of the 2013 ASAMM field season. NOAA: Robyn Angliss, Mona Ash, Stefan Ball, Connie Barclay, John Bengtson, Eric Boerner, Amelia Brower, Susan Calderon, Cynthia Christman, Phillip Clapham, Kevin Doremus, Pete Duley, Megan Ferguson, Marvin Frazier, Nancy Friday, Brad Fritzier, Linda Gruber, Mattie Heider, Ben Hou, Vic Lundquist, Chelsea Magraw, Leslie Markey, Troy Martin, Fionna Matheson, Brenda Rone, Kim Shelden, Christy Sims, Julie Speegle, Kate Steff, Janice Waite, and Mele Yi. BOEM: Jeff Denton, Carol Fairfield, Chuck Monnett, and Dee Williams. Clearwater Air, Inc: Eric Boyce, Stan Churches, Andy Harcombe, Jim Kopczynski, Mary Pratt, Alex Shibakov, John Siegel, and Jake Turner. Janet Clarke, Leidos. ASAMM Observers: Corey Accardo, Lisa Barry, Vicki Beaver, Jen Gatzke, Suzie Hanlan, Bob Lynch, Jess Thompson, Dan Twyman, and Karen Vale. BLM: Shelby Clary, Rob Davis, Robyn Linzner, and Jerrid Palmatier. Mike Hay, XeraGIS. Sheyna Wisdom, Olgoonik Fairweather. Steve Etzel, Interior Business Center's Acquisition Services Directorate. North Slope Borough Department of Wildlife Management: Ianjon Brower, Craig George, Qaiyaan Harcharek, and Robert Suydam. USGS: Tod Atwood, Tony Fischbach, and Chad Jay. USFWS: Joel Garlich-Miller, Patrick Lemons, Eric Regehr, and Michelle St. Martin. Ocean Associates, Inc: Rich Marasco, Peter Milone, and Juleen Savarese. Rich Hansen, USCG. The MIZOPEX team: John Adler (NOAA), Randy Berthold (NASA), Don Herlth (NASA), Jim Maslanik (University of Colorado), Mark Sumich (NASA), and Mark Tschudi (University of Colorado). Charlton Evans and Jeff Kelly, InSitu. Caryn Rea, ConocoPhillips. King Eider Inn (Barrow), Deadhorse Aviation Center, MagTec (Deadhorse), Deadhorse Camp, Barrow and Deadhorse Flight Services, R/V Norseman II, and the Bristol Explorer.

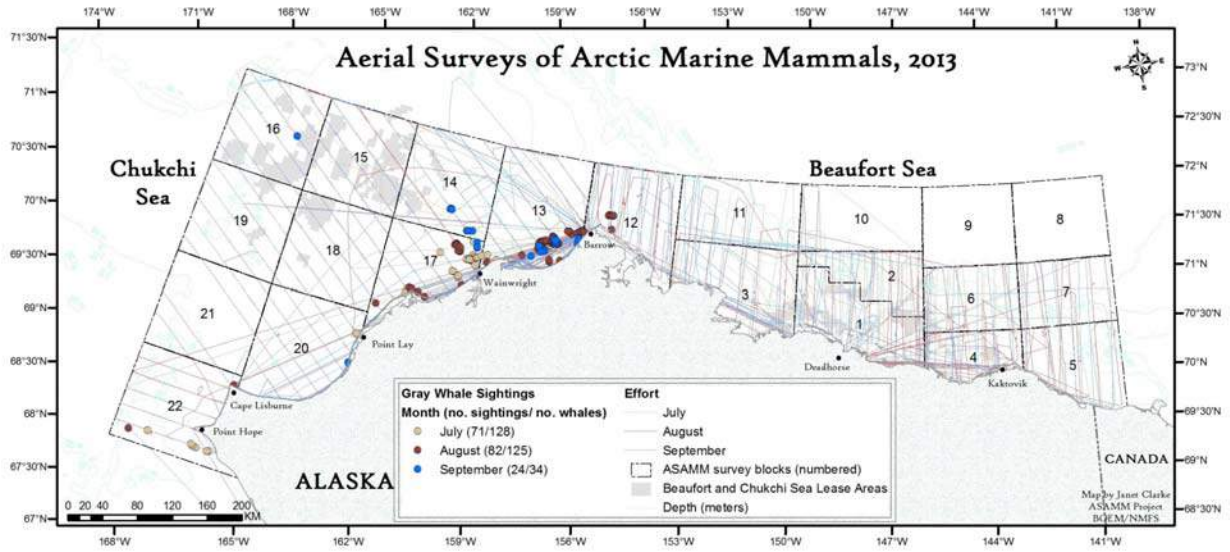
Below we present preliminary summary statistics and figures for two time periods this year, 1 July to 30 September and 19 to 30 October. The survey was not allowed to fly from 1 to 16 October due to the federal government shutdown. The official results will be presented in the ASAMM 2013 Annual Report, which should be available on the NMML website (<http://www.afsc.noaa.gov/nmml/cetacean/bwasp/index.php>) in spring of 2014.



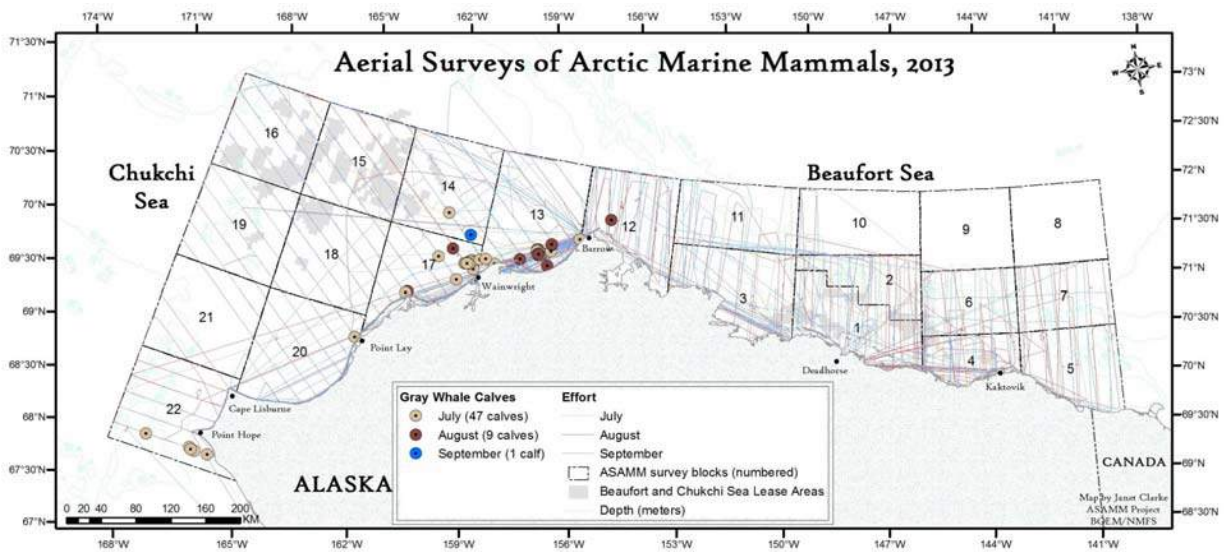
All ASAMM bowhead whale sightings, 2 July to 30 September, 2013



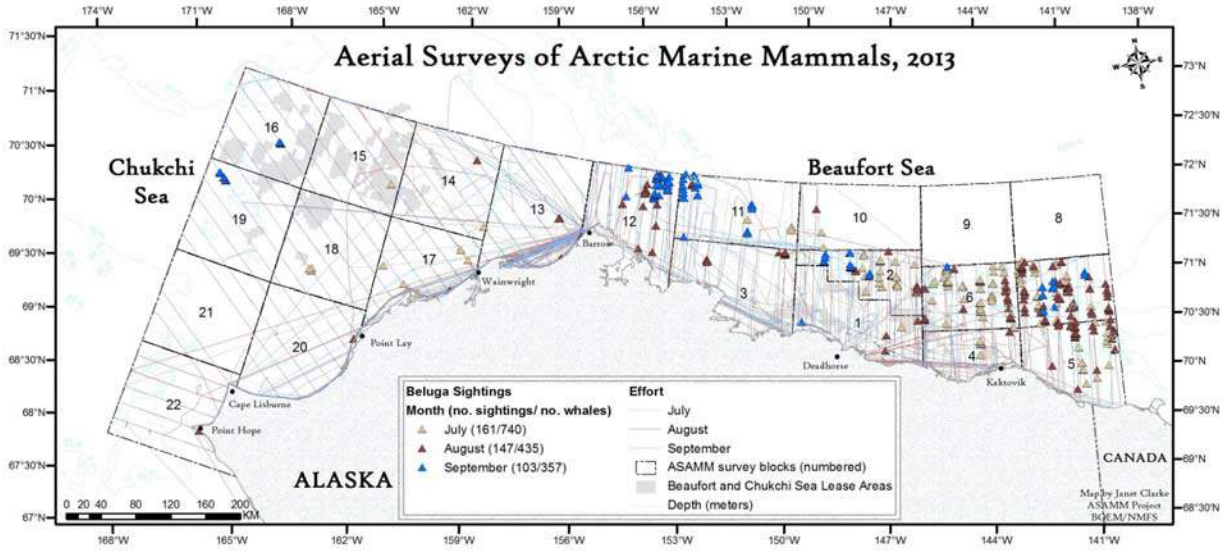
All ASAMM bowhead whale calf sightings, 2 July to 30 September 2013



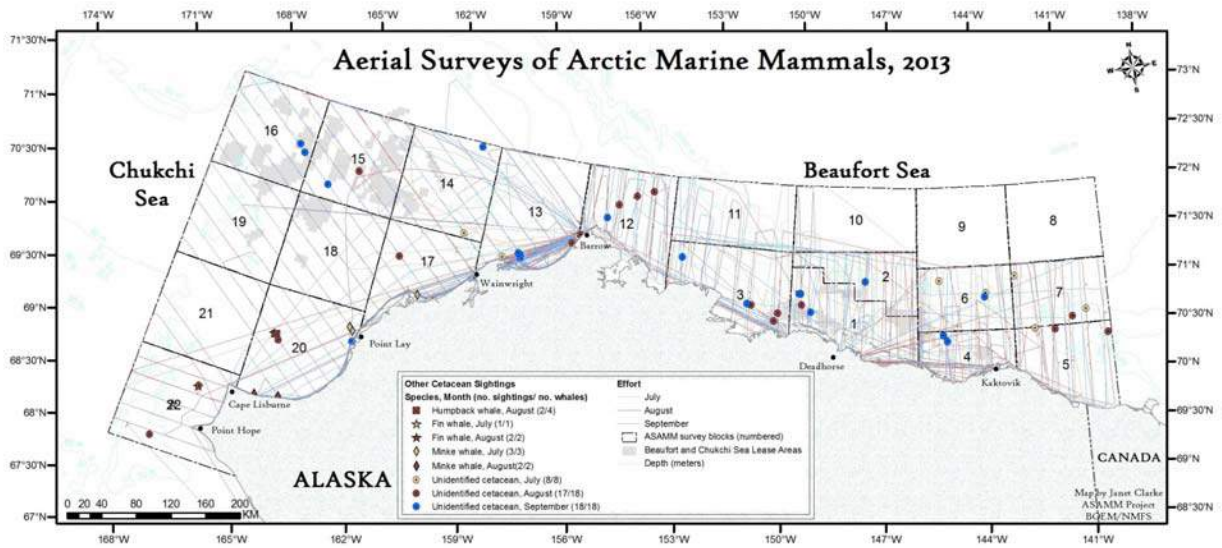
All ASAMM gray whale sightings, 2 July to 30 September 2013



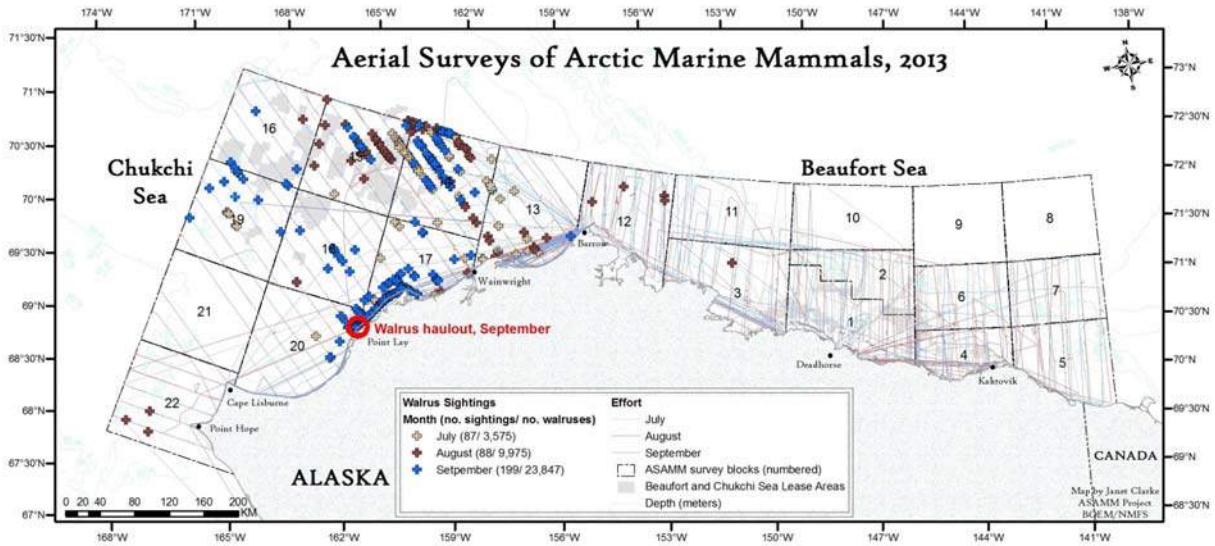
All ASAMM gray whale calf sightings, 2 July to 30 September 2013



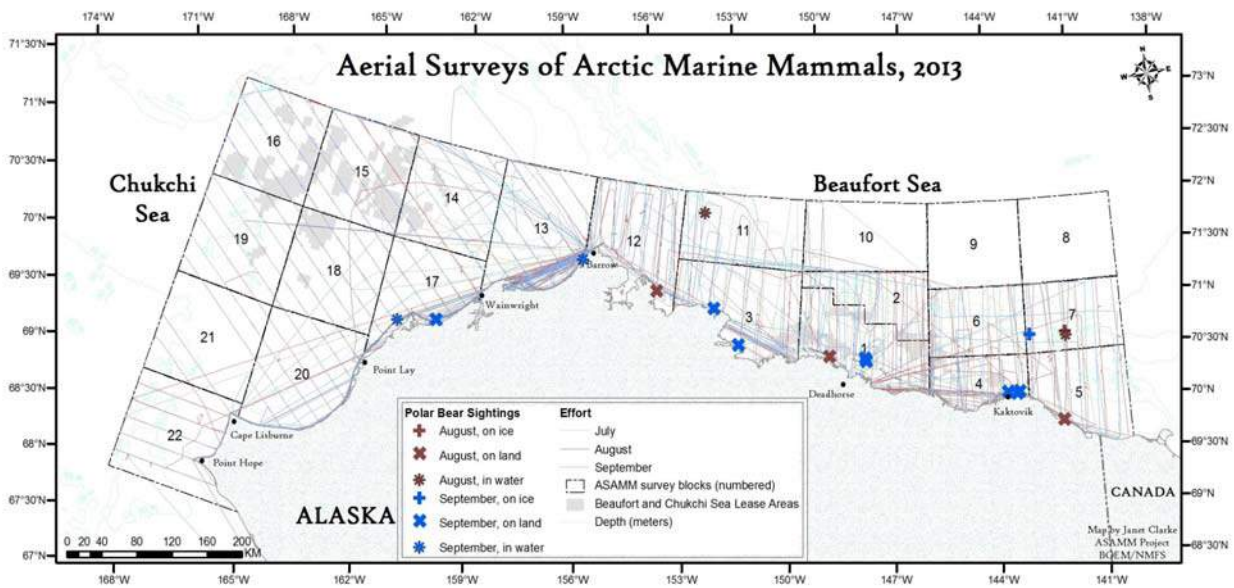
All ASAMM beluga sightings, 2 July to 30 September



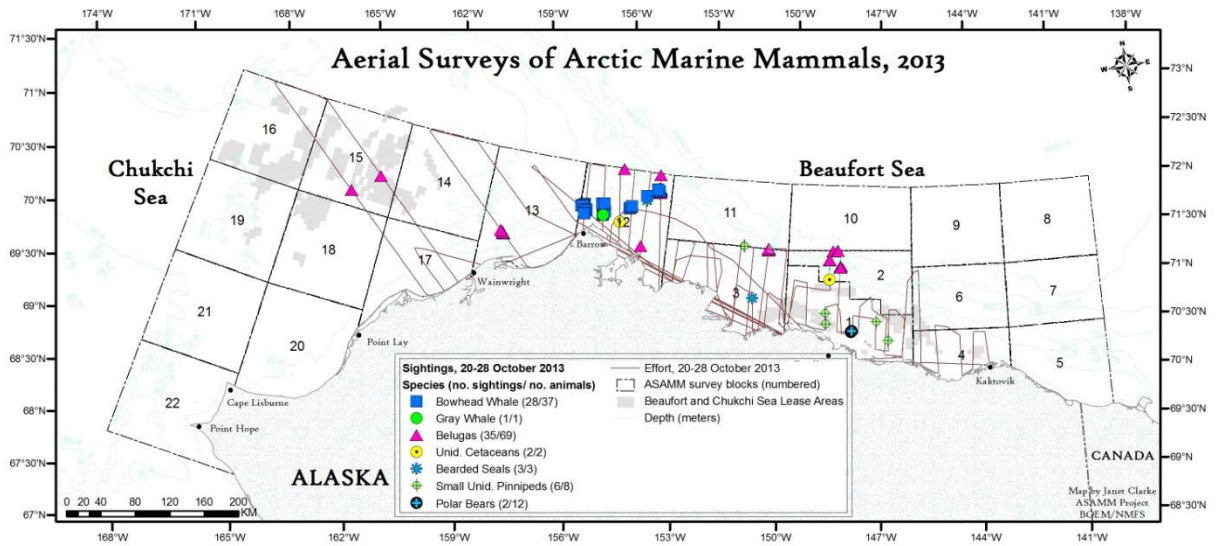
All ASAMM "other cetacean" sightings, 2 July to 30 September 2013



All ASAMM walrus sightings, 2 July to 30 September 2013



All ASAMM polar bear sightings, 2 July to 30 September 2013



All ASAMM sightings, 20 to 28 October 2013. This map would be blank without the help of numerous people at NOAA, BOEM, Clearwater Air, MagTec, Ocean Associates, and the Interior Business Center's Acquisition Services Directorate who sprang into action immediately after the federal government re-opened on 17 October and made it possible for our survey team to finish the field season based out of Deadhorse, Alaska.

Preliminary Summary of ASAMM 2013 Survey Effort

	2 July to 28 October 2013	20 to 28 October 2013
Number of Flights	107	9
Transect hrs	183.20	13.72
Transect km	39984.20	2991.10
Circling hrs	30.97	1.62
Circling km	5159.70	267.50
Transect & Circling hrs	214.17	15.33
Transect & Circling km	45143.90	3258.60
Search hrs	23.65	1.75
Search km	5510.40	446.80
Deadhead hrs	165.35	16.60
Deadhead km	53759.70	5356.10
Total hrs	403.22	33.69
Total km	104414.00	9061.50

Preliminary Summary of all ASAMM 2013 Sightings

		2 July to 28 October 2013	20 to 28 October 2013
Beluga	number sightings	446	35
	number individuals	1601	69
	number calves	191	1
	number dead	4	0
Bowhead Whales	number sightings	424	28
	number individuals	743	37
	number calves	64	4
	number dead	5	0
Fin Whales	number sightings	3	0
	number individuals	3	0
	number calves	0	0
	number dead	0	0
Gray Whales	number sightings	174	1
	number individuals	281	1
	number calves	57	0
	number dead	3	0
Humpback Whales	number sightings	2	0
	number individuals	4	0
	number calves	0	0
	number dead	0	0
Minke Whales	number sightings	5	0
	number individuals	5	0
	number calves	0	0
	number dead	0	0
Polar Bears	number sightings	19	2
	number individuals	42	12
	number cubs	1	0
	number dead	0	0

Preliminary Summary of ASAMM 2013 Sightings (continued)

		2 July to 28 October 2013	20 to 28 October 2013
Ringed Seals	number sightings	5	0
	number individuals	5	0
	number pups	0	0
	number dead	0	0
Bearded Seals	number sightings	79	3
	number individuals	82	3
	number pups	0	0
	number dead	0	0
Walrus (Includes resightings of the coastal haulout at Pt. Lay)	number sightings	370	0
	number individuals	33392	0
	number calves	22	0
	number dead	9	0
Sleeper Sharks	number sightings	1	0
	number individuals	1	0
Small Unidentified Pinnipeds	number sightings	879	6
	number individuals	1581	8
Unidentified Pinnipeds	number sightings	136	0
	number individuals	152	0
	number pups/calves	0	0
	number dead	5	0
Unidentified Cetaceans	number sightings	45	2
	number individuals	46	2
	number calves	0	0
	number dead	5	1
Unidentified Marine Mammals	number sightings	1	0
	number individuals	1	0
Small Unidentified Marine Mammals	number sightings	4	0
	number individuals	4	0